

X30 Apollo | System



INGENUITY. SIMPLICITY. DURABILITY.

 **TOPCON**
Precision Agriculture



X30 System Components

Cross Tillage

Tow Behind Tank






Cross Tillage Harness

Bourgault Part # 3132-79
Topcon # 1004997-01

Whisker plug: auto clutch connection

Back of the machine connections



The Tractor end hooks into the ISO plug and the power harness.

Aux Power: not used


ECU Breakout: used if adding Topcon Blockage

Safety Switch plug needs to have this jumper plug on it or you will lose communication with the ECU's.

Next slide will come off the ECU Breakout



Break out harness and I/O ECU for blockage



Can 2 Terminator: Cap needs to be on

Connects to the main drill harness

Hook to Comms plug on I/O ECU

Not used (needs loop plug)


Both hook to the I/O ECU



Breakout Harness
Part # 3132-81
Topcon #1005036-01

I/O ECU
Part# 3132-33
Topcon #1004253-01

Topcon blockage harness



Leads go to the blockage sensors.
Note: don't need the voltage adapter with the Apollo.



IN 1-14 IN 15-28

Plugs into the I/O on (IN 1-14) and if you have more than 16 sensors you will need another harness that will plug in on (IN 15-28)

Blockage harness
Part # 3132-46
Topcon #AGA5513



Note: if using old sensors you will need this jumper harness 3132-67



Auto clutch extension harness



This harness connects to the main tillage harness on the whisker connector. It will then run to the front to the solenoid on the 3320/3720 and to the proximity switch on the 5810/8910. **Note: with the Apollo system you will no longer need the relay.**

Part # 3132-63